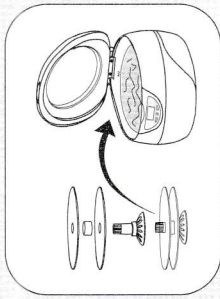


OPERATION GUIDANCE FOR DISK CLEANING

When using cloth to clean the dirty disk, it may scratch its surface. While using ultrasonic technology can throw off the dirt effectively (within 2 minutes), and the disk can be protected from scratching.

Put the disk(CD, VCD, DVD) onto the disk holder as shown in the picture(two disks can be cleaned at one time). Then put the holder into cleaning tank which is filled with normal water. Caution:

1. Don't use warm or hot water, as the print mark on the surface is easily got rid of.
2. The disk can be cleaned whenever it is dirty, but please don't clean the disk for more than two times continuously, otherwise the print mark of the disk is easily got rid of. Generally, 90 seconds for once clean is enough.
3. Ultrasonic can only clean the dirty on the surface of the disk, please note that the disk which is scratched can't resume.

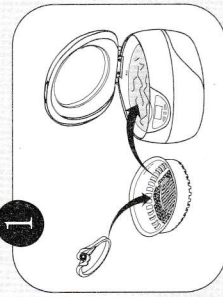


USAGE OF OPTIONAL ACCESSORIES

PLASTIC BASKET

When small item is to be cleaned, put the item into plastic basket, then put the basket into the tank. In this way, frictions between the item and the tank can be reduced.

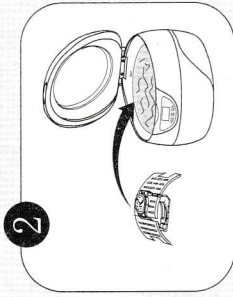
Please pay attention, the plastic basket is only used for cleaning small items, because it absorbs about 30% of ultrasonic energy, and reduces the cleaning result. In this case, when using the plastic basket, please refer to the instruction of "Enhanced Cleaning" in this manual.



WATCH STAND

The permeability of ultrasonic is very strong, do not put watch(of water proof capability less than 30 metres) into the tank directly, or water may penetrate into the watch and cause severe damages. It is recommended to use the watchstand for watchband cleaning by simply immersing the watchband into the water while keeping the watch itself on top of water.

Similar to plastic basket, the watch stand also absorbs ultrasonic energy. When the watch stand is used, refer to "Enhanced Cleaning" for effective cleaning result.

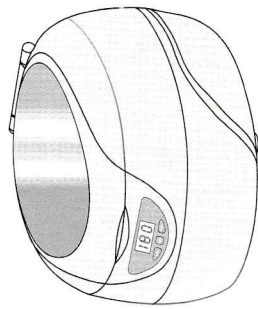


Digital Ultrasonic cleaner CD-7820(A)



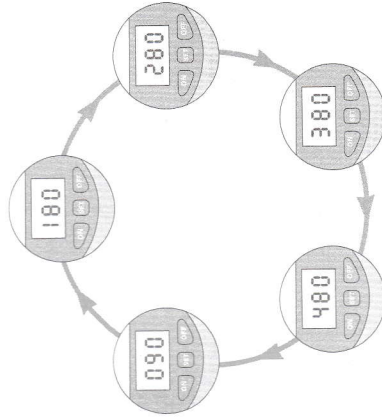
USER GUIDE

High frequency vibration stimulates the transducer and generates 42,000Hz of ultrasonic wave. Filling with plain water submerging the item to be cleaned, then press"ON" button. You will see the dirt separates off into the water.



SPECIFICATIONS:

1. Digital program;5 working cycles; choose freely.
2. Stainless steel tank.
3. Tank capacity: 750ml---1.3pint
4. Ultrasonic frequency: 42,000Hz
5. Quiet, solid state circuitry.



- READ ALL INSTRUCTIONS BEFORE USING
- KEEP THIS MANUAL